

FIRST CHECK®

Other
First
Check®
Products



First Check offers a variety of solutions for fast, accurate, and reliable drug testing in the privacy of your own home. Depending on the test that you have purchased, First Check can detect the possible use of 7 illicit and 5 prescription drugs that are most commonly abused.

Before You Test

- Read these instructions completely.
- Have a watch, clock or timer available.
- Check expiration date on the box. Do not use if product has expired.
- In order to test in your home, you will only need these items:
 - *First Check® Drug Test (in foil pouch)*
 - *Dropper (in foil pouch)*
 - *Cup for collection (not provided)*
 - *Instruction Insert*
- Set aside these items, they will only be needed if you choose to ship the sample for confidential confirmatory lab testing:
 - *Pre-addressed Mailing Box*
 - *Transportation Vial*
 - *Identification Label*
 - *Plastic Transportation Bag*

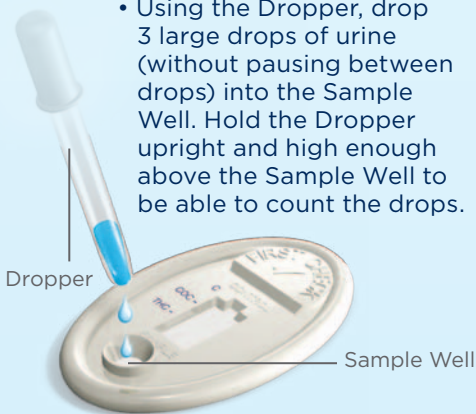
Step 1 Collect a Sample

- When you are ready to test, collect a urine sample in your own, clean, disposable cup.



Step 2 Take the Test

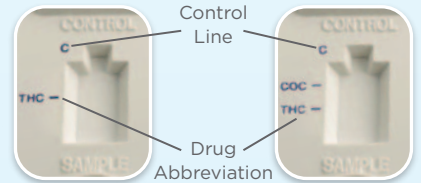
- Remove the First Check® Home Drug Test and the Dropper from the foil pouch. Place on a flat, dry surface.
- Using the Dropper, drop 3 large drops of urine (without pausing between drops) into the Sample Well. Hold the Dropper upright and high enough above the Sample Well to be able to count the drops.



- Do not touch the First Check® Home Drug Test for 5 minutes while results are developing.

Step 3 Read Your Results

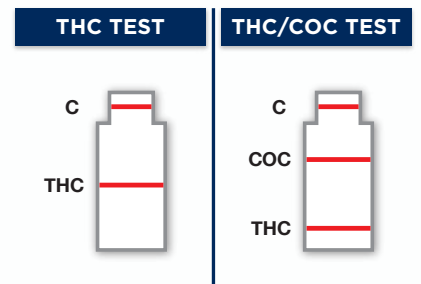
- Results should appear in 5 minutes. Do not read your results after 10 minutes.



• Negative Result

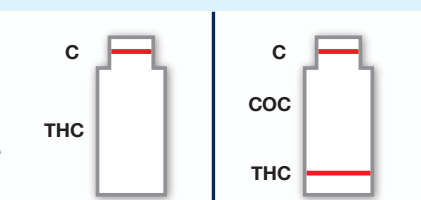
A red or pink colored line next to the C (Control Line) **AND** a red or pink colored line next to the drug abbreviation (THC and/or COC) indicates a **Negative Result** for that drug, regardless of how dark or light the lines may appear.

No further testing is required.



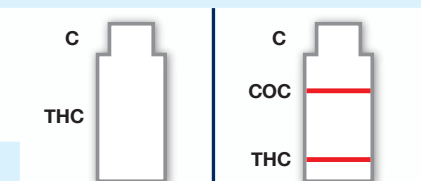
• Preliminary Positive Result

A red or pink colored line next to the C (Control Line) and **NO** line next to the drug abbreviation (THC and/or COC) indicates a **Preliminary Positive Result** for that drug.



! • Invalid Result

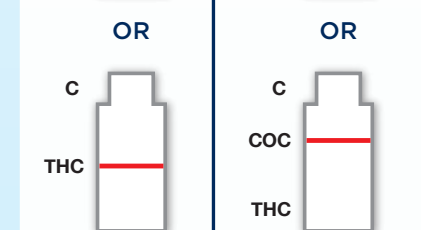
If after 10 minutes **NO** line appears next to the C (Control Line), the result is **Invalid**.



Drug Abbreviations

Illicit Drugs

Identifier	Drug
THC	Marijuana
COC	Cocaine



Questions?

Call our toll-free Help Line at **1-888-788-5716**.
Monday - Friday 8:30 a.m. - 5:00 p.m.
Eastern Time.

Our professional staff is available to assist you.
Visit us online at www.firstcheckfamily.com

IMPORTANT NOTE:

When reading your results, a line appearing next to the drug abbreviation (THC and/or COC) represents a **Negative Result**. **NO** line appearing next to the drug abbreviation (THC and/or COC) represents a **Preliminary Positive Result**.

Questions & Answers

1. The drug abbreviation line (THC and/or COC) is lighter than the C (Control Line). Does this mean some drug is present?

No. Any line next to the drug abbreviation (THC and/or COC), no matter how dark or light, is considered a **Negative Result** and no further testing is required. It is possible that the intensity of the lines will vary among the drugs being tested for due to a variety of factors, such as whether the urine is concentrated or diluted, the pH or protein level of the urine, and whether there is interference from a metabolite in the urine that closely resembles the drug.

2. What is meant by a Preliminary Positive Result?

The First Check® Home Drug Test is considered a “screening test.” We recommend all **Preliminary Positive Results** be sent to our laboratory for free confidential confirmatory testing. Gas chromatography/mass spectrometry (GC/MS) is considered the gold standard in laboratory testing for most drugs.

3. How do I know if the First Check® Home Drug Test worked properly? What if I am unsure of the result?

The test is working properly as long as a red or pink colored line appears next to the C (Control Line). The result is **Negative** when a red or pink colored line appears next to the drug abbreviation (THC and/or COC). The result is **Preliminary Positive** when **NO** line appears next to the drug abbreviation (THC and/or COC).

If you have questions about your results, call **1-888-788-5716** to speak with one of our First Check representatives. If you are unsure about your result please re-test using a new First Check® Home Drug Test.

4. How soon can I read my results?

You can read your results after 5 minutes as long as a red or pink colored line has appeared next to the C (Control Line). Disregard all results after 10 minutes.

5. When is the best time to take the test?

Use first morning urine when possible as it tends to be the most concentrated urine of the day. However, First Check® Home Drug Tests can be used any time of day.

6. Are there any factors that can affect the test result?

- Certain over-the-counter medications or prescription drugs may cross-react with the First Check® Home Drug Test and cause a **Preliminary Positive Result**. For a complete list of substances that may cross-react with this test, please log on to our website at www.firstcheckfamily.com.
- The test will only give accurate results on fresh human urine samples. Old or diluted urine samples may not be suitable for testing.
- If you are testing someone else, keep in mind that First Check® Home Drug Tests are only as accurate as the urine sample being tested. Samples can easily be “adulterated” (i.e., contaminated or tampered with) using common household products such as bleach and other liquids. It is best that you closely supervise the entire testing process.
- The First Check® Home Drug Test provides a screening result only. It is not designed to determine the actual concentration of a drug and it is not to be used for legal purposes.

Shipping your First Check® Sample to the Lab

First Check recommends that all **Preliminary Positive Results** be sent to our laboratory for free confidential confirmatory testing. Gas chromatography/mass spectrometry (GC/MS) is considered the gold standard in laboratory testing for most drugs.

Step 1 Pour Sample into Transportation Vial

- Take the same urine sample that you used to run the First Check® Home Drug Test and pour it into the Transportation Vial provided in your First Check® Home Drug Test kit. Snap the lid of the Transportation Vial closed and press down on the tab, securing the lid.

Step 2 Identification Number

- Attach the **TOP** portion of the Identification Label with the barcode to the vial.
- Tear off the **LOWER** portion of the Identification Label and attach to the designated location on this sheet. Store in a safe place.



IMPORTANT: You will need this number to retrieve your results.

Step 3 Place Transportation Vial in Pre-addressed Mailing Box

- Make sure the lid of the Transportation Vial is securely fastened. Place the Transportation Vial in the Plastic Transportation Bag.
- Seal the Plastic Transportation Bag and place into the Pre-addressed Mailing Box.

Step 4 Ship Sample

- Close Pre-addressed Mailing Box and secure with packing tape.
- Samples should be mailed within 24 hours of collection.



IMPORTANT: The mailing box is not pre-paid. To ensure prompt delivery, be sure to pay the appropriate shipping charges to the mail service you have decided to use.

Cut-off Level/Approximate Detection Time Grid

Drug/Identifier	Cut-off Level	Minimum	Maximum
Marijuana (THC) [†]	50 ng/ml	2 hours	Up to 40+ days
Cocaine (COC) [†]	300 ng/ml	1-4 hours	2-4 days
Methamphetamine (MET) [†]	1000 ng/ml	2-7 hours	2-4 days
Amphetamines (AMP) [†]	1000 ng/ml	2-7 hours	2-4 days
Ecstasy (MDMA) [†]	500 ng/ml	2-7 hours	2-4 days
Opiates (heroin) (OPI) [†]	2000 ng/ml	2 hours	2-3 days
Phencyclidine (PCP) [†]	25 ng/ml	4-6 hours	7-14 days
Benzodiazepines (BZO)	300 ng/ml	2-7 hours	1-4 days
Methadone (MTD)	300 ng/ml	3-8 hours	1-3 days
Barbiturates (BAR)	300 ng/ml	2-4 hours	1-3 weeks
Tricyclic Antidepressants (TCA)	1000 ng/ml	8-12 hours	2-7 days
Oxycodone (OXY)	100 ng/ml	1-3 hours	1-2 days

[†]The Substance Abuse and Mental Health Services Administration (SAMHSA), has set “cut-off” levels when testing for marijuana, cocaine, methamphetamine, amphetamines, ecstasy, opiates (heroin), and PCP. First Check is manufactured to conform to those standards. Screening tests may not detect amounts of drugs in a urine sample that are below the cut-off level.

Retrieving Your Confidential Laboratory Results

Results will be ready 5 to 7 days after the sample is received in our laboratory.

- Dial **1-888-788-5716** or log onto www.firstcheckfamily.com
- You can receive your results 24 hours a day, seven days a week.



IMPORTANT: You will be asked for the Identification Number you placed on this insert, so have it ready when you call or log on. All calls will remain strictly confidential.

PLACE IDENTIFICATION LABEL HERE

Help & Support Information

Here are a few helpful resources on drug abuse prevention and recovery programs you may find useful.



Questions? Call our toll-free Help Line at **1-888-788-5716**.
Monday - Friday 8:30 a.m. - 5:00 p.m. Eastern Time.
Our professional staff is available to assist you.
Visit us online at www.firstcheckfamily.com

First Check is offering these resources for informational purposes only, and is no way affiliated with any of the entities that provide the resources.



www.notmykid.org



HANLEY CENTER
Help becomes hope.[®]

www.hanleycenter.org